



ENGINEER

international scientific journal

Issue
1, 2023



ISSN:
2249-9512

**INTERNATIONAL SCIENTIFIC JOURNAL
“ENGINEER”
Published since 2023**

Editorial Council:

Shaumarov S.S., Adilkhodjayev A.I., Merganov A.M., Kandakharov S.I.

Editorial team:

Chief Editor – Shaumarov S.S.

Deputy Chief Editor – Kandakharov S.I.

Members of the editorial board:

Shaumarov S.S., Adilkhodjayev A.I., Merganov A.M., Kandakharov S.I., Saidov J.S., Hajime SEYA, Roy G. Poncy, Jonathan Cabrera, Setyo Nugroho, Babayev A.R., Turgunbayev U.J., Shipecheva E.V., Soy V.M.

TASHKENT STATE TRANSPORT UNIVERSITY

Founder of the scientific and technical journal “International Journal of Information Systems. Technologies. Transport” – Tashkent State Transport University (100167, Republic of Uzbekistan, Tashkent, Temiryulchilar str., house No. 1, office: 379, tel. +998712990189; E-mail: nauka@tstu.uz).

In the “International Journal of Information Systems. Technologies. Transport” publishes the most significant results of scientific and applied research carried out in universities of transport and information technology profile, other higher educational institutions, research institutes and centers of the Republic of Uzbekistan and foreign countries.

The journal is published 4 times a year and contains publications in the following main areas:

- Technique;
- Construction;
- Bridge and tunnel;
- Power industry;
- High speed train;
- Transport.

Founder - Tashkent State Transport University
100167, Republic of Uzbekistan, Tashkent, Temiryulchilar st., 1.
Tel.: +998 71 299 01 89 E-mail: nauka@tstu.uz

CONTENTS

- 1. S.S. Shaumarov, S.I. Kandakharov, Z.O. Okilov**
DETERMINATION OF INDUSTRIAL WASTE-BASED PROPERTIES OF
STRUCTURAL HEAT PROTECTION AERATED CONCRETE BETON..... **4**
- 2. N.M. Aripov, N.S.Toxirov, M.D.Axmedova**
INVESTIGATING THE TIME-CONSUMING EFFECT OF DELIVERING
TRAIN WARNINGS TO THE TRAIN DRIVER VIA A TELEGRAM BOT..... **10**
- 3. N. Rakhimova, E.V. Shchipacheva,**
TO THE RESEARCH QUESTION WARMLY WEIGHT OF EXCHANGE
PROCESSES AT PASSIVE COOLING OF THE GARRET IN THE
CONDITIONS OF THE HOT CLIMATE **16**
- 4. S.S. Shaumarov, S.I. Kandakharov, Z.O. Okilov**
METHODS OF INCREASING THE STRENGTH OF AERATED CONCRETE **23**
- 5. B.I. Bazarov, R.N. Axmatjanov, A. Azimov**
THE CONCEPT OF IMPROVING THE PERFORMANCE INDICATORS OF
GAS-CYLINDER VEHICLES..... **30**

THE CONCEPT OF IMPROVING THE PERFORMANCE INDICATORS OF GAS-CYLINDER VEHICLES

*Bazarov Baxtiyor Imamovich,
Axmatjanov Ravshanjon Nematjonovich,
Azimov Akmal*

Tashkent state transport university, Tashkent, Uzbekistan

Abstract: *This article presents the analysis of operational and environmental indicators of gas cylinder vehicles, their prospects and optimal installation of gas cylinder equipment. In order to improve the operational performance of gas cylinder gas-cylinder vehicles and ensure their environmental safety, the method of choosing gas cylinder equipment according to the technical specifications of the vehicle and setting the appropriate program settings in the optimal state is shown.*

Key words: *alternative fuels, vehicle operation, environmental safety, compressed natural gas, gas cylinder equipment, fuel supply system.*

INTRODUCTION

Today, there are more than 1.45 billion vehicles in the world [6], and most of them use petroleum-based gasoline and diesel fuels. Vehicles powered by this fuel have been in operation for almost a century, but the use of conventional fuels has created global environmental problems, while limited oil reserves have led to a deficit of fuel products for these vehicles. In order to prevent these problems, it is necessary to use alternative fuels and popularize them.

Alternative fuels used in modern vehicles include methanol and benzomethanol mixture; hydrogen; liquefied petroleum, propane-butane mixtures (PBM), compressed natural gas (CNG) or liquefied petroleum gas (LPG), gas generator, biogas, gas condensate fuels, include aqueous fuel emulsions and others [1,2].

The use of CNG as an vehicle fuel was discovered in Italy in the early 1930s [4], Since the 1970s, it has become popular around the world, and this was caused by the shortage of petroleum products that began at that time. After that, CNG began to appear as a comprehensively promising alternative as a vehicle fuel. The sharp rise in oil prices in the late 1970s and early 1980s led to a further increase in the number of CNG vehicles and their improvements.

The number of natural gas vehicles in the world is more than 29,793 million as of 2019-2020, and the number of gas filling compressor stations for vehicles is 33,383 [8, 12]. Asia is the leader in the distribution of the amount of natural gas vehicles by region (Table 1).

TABLE 1.

Distribution of CNG vehicles and compressed natural gas (CNG) refueling stations by region [8]

Regions	CNG vehicle	CNG filling stations
Asia	20 473 673	20 275
Yevropa	2 062 621	5194
North America	224 500	1856
South America	5 484 676	5848
Africa	295 349	210

LITERARY ANALYSIS

CNG is obtained directly from gas fields and accompanying gases released during the processing of oil products. CNG is mainly composed of methane (82...98%), and additionally contains ethane (up to 6%), propane (1.5%) and butane (up to 1%). CNG is delivered through branched gas pipelines to gas-collecting compressor stations, and from there it is distributed as fuel to vehicles. Methane is a colorless and odorless gas, slightly soluble in water, lighter than air (specific density 0.55 compared to air) and belongs to the class of saturated hydrocarbon. Methane molecules are composed only of carbon and hydrogen, therefore, when ignited, it does not emit toxic gas. The high amount of hydrogen in CNG ensures more complete combustion of fuel in the engine cylinders compared to liquefied petroleum gas or gasoline.

The main characteristics of CNG and gasoline fuels are presented in Table 2 [1,2]. Comparing these characteristics to each other, the use of CNG as a fuel in an internal combustion engine gives 12 different efficiency indicators during operation.

TABLE 2.

The main characteristics of CNG and gasoline fuels

Indicators	CNG	Gasoline
1	2	3
Molecular mass	16,03	114,2
Elemental Composition, %:		
<i>H</i>	25,03	15,0
<i>C</i>	74,57	85,0
H/C ratio	4,0	2,25
Gas constant:		
<i>kgm/kg·K</i>	52,81	7,6
<i>kkal/kg·°C</i>	0,124	-
Density of the vapor state under standard conditions:		
<i>kg/m³</i>	0,670	-
when the fuel is liquid <i>kg/l</i>	0,415	0,626
Evaporation Temperature, <i>kkal/kg</i>	122,6	65
Relative density	0,554	3,18
Oxygen required from air for the complete combustion of fuel will be:		
<i>m³/m³ fuel</i>	9,52	-
<i>m³/kg fuel</i>	14,2	12,35
The heat of combustion of a stoichiometric mixture under standard conditions; <i>kkal/m³</i>	770	850
Boiling point, <i>°C</i>	-161,6	99,2
Boiling Temperature, <i>°C</i>	590...690	480-520
The ignition temperature of a stoichiometric mixture, <i>°C</i>	2020	2100

Coefficient of molecular change when a stochnometric mixture burns	1,0	1,058
Octane rating	100...120	100
The maximum value of the normal speed of flame propagation, <i>m/s</i>	3,4...3.7	4,0-4,2
The coefficient of excess air at the same speed	0,95	0,89
The value of this coefficient at the lower concentration limit	2,0	1,76
Value at the limit of high concentration	0,65	0,3
Flammability limits in air, <i>g/m³ %</i>	5...15; 16,66...102,6	1,5/6,0
The amount of gas in a stochnometric combustibile mixture, %	9,51	-
The minimum energy of ignition, 10-3 J oil heat	0,23	0,28
Wobbe Index (or Wobbe Number): high value	12300	-
lower value	11300	-

The conversion of vehicles from gasoline to gas makes it possible to reduce the harmful emissions five times, on average, and the effect of noise by half [3]. According to research conducted by Kenedy Aliila Grayson and others [4], 280 barrels of gasoline are saved annually for one light vehicle, and \$46,500 is saved through the use of CNG in vehicles. According to many research, the amount of harmful gases and noise emitted by vehicles running on CNG is significantly reduced compared to gasoline vehicles. The service life of the engine lubrication system is extended and the oil viscosity is maintained optimally for a long time due to the use of this fuel.

CNG fuel cheaper than gasoline or diesel¹ (As an example of fuel prices in the Republic of Uzbekistan, CNG fuel for vehicles is 3.18 times cheaper than gasoline fuel and almost 4.54 times cheaper than diesel fuel) [9]. It has inherently lower air pollution emissions. It has lower greenhouse gas emissions. Its use extends petroleum supplies, and there are large quantities of the fuel available in the world [13]. The CNG has an advantage of higher brake thermal efficiency on an average of 1.1% and 1.6% than that of gasoline [11].

THE RESULT AND DISCUSSION

When using CNG fuel in vehicles, they are retrofitted with gas cylinder equipments (GCE). As a GCE installed for modern vehicles, mainly pressure regulator petrol solenoid valve with manual override switch (It stops petrol flow when operating on CNG), on-off valve and refueling connector, control module/change-over switch (It is an electronic control component with fuel selection switch), CNG level indicator (LED Indicator), gas air mixer, CNG cylinder with valve, vapor bag & bracket, petrol hose, low- pressure gas hose, ignition advance processor, high pressure gas tube, wire harness, non-return valve (NRV) in petrol return line, pressure gauge consists of parts.

¹The price of STG ranges from 1900 to 2850 soums per m³ (1 m³ = 1.1 liters), with an average of 2500 soums.

Dimensions : 52. 62. 63. 65. 68. 72

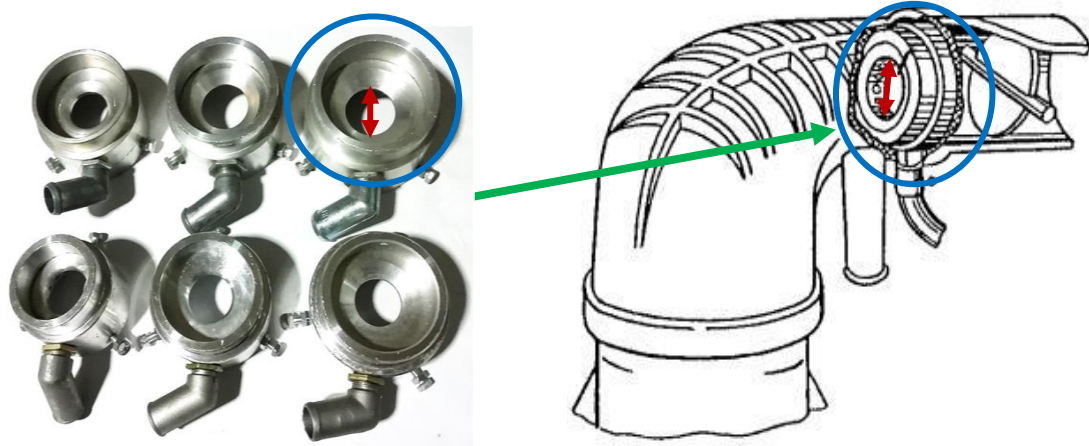


FIGURE 1. Gas air mixing device in the 3rd generation GCE of CNG vehicles

Today, re-equipment of vehicles running on CNG fuel with 4th generation GCE is becoming popular (Fig. 2). This generation GCE can be converted to almost all modern internal combustion engines, is very simple in design, and also very efficient. Unlike the 1st-2nd-3rd generation GCE of CNG vehicles, the 4th generation GCE is equipped with gas injectors that deliver CNG fuel to each cylinder. this is, in turn, leads to increased engine power and significant fuel savings.

In the 3rd generation GCE of CNG vehicles, the gas air mixing device (Fig. 1) mixes fuel with air and introduces it into the cylinder through the inlet manifolds. In this case, the amount of air flow passing through the gas air mixer cannot reach the required level in the engine load mode. The reason for this is the small diameter of the gas mixer hole (Fig. 1), when the gas pedal is pressed, the necessary amount of air cannot enter through the holes for complete combustion of fuel. As a result, a rich fuel mixture is formed in the cylinder and energy efficiency decreases.

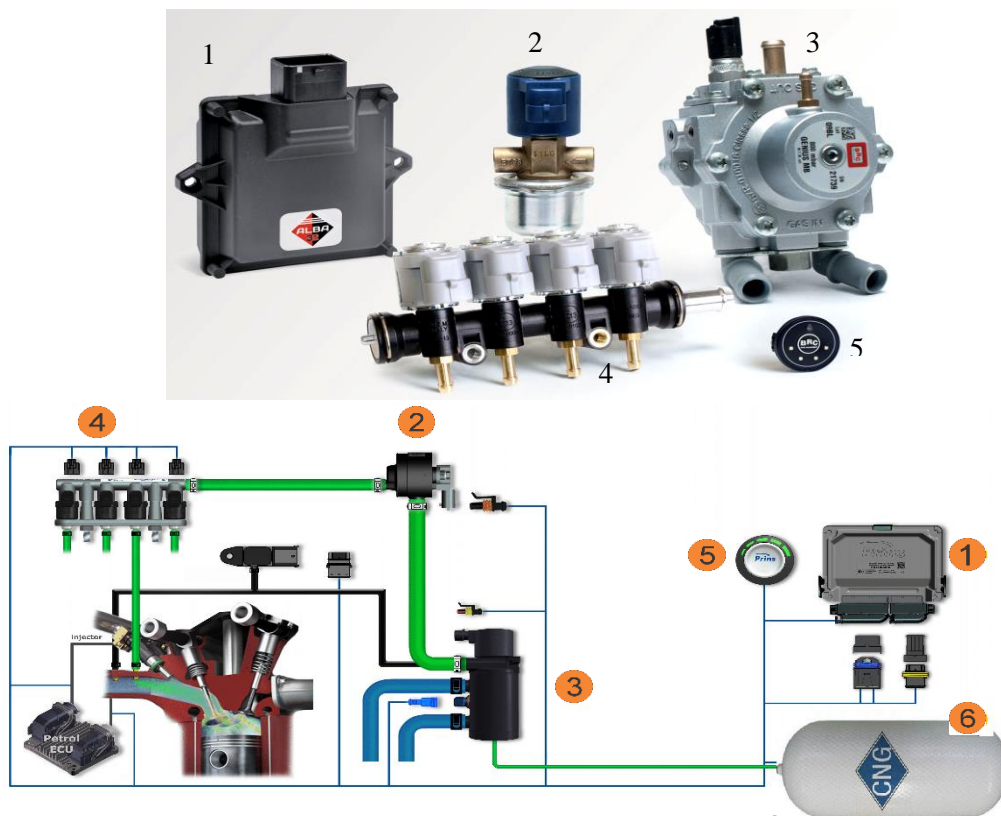


FIGURE 2. 4th generation GCE of CNG vehicles 1- ECU (Electronic Control Unit); 2- Filter; 3- Injectors; 4- Evaporator (eVP-500); 5- Switch; 6- CNG-tank

In the 4th generation CNG vehicles, the above deficiency is eliminated and separate gas injectors are installed in each intel manifolds for gas transfer (Fig. 2 (4)), and an electronic control unit (ECB) of CNG (Fig. 2 (1)) that optimally manages the process is installed. After equipping vehicles with 4th generation GCE, the gas ECU is programmed on the computer in the appropriate program (Fig. 3). Today's popular Stage, Digironic, Europegas, Prins, Autogas system, BRS, Autogaz AC and others can be mentioned among these programs.

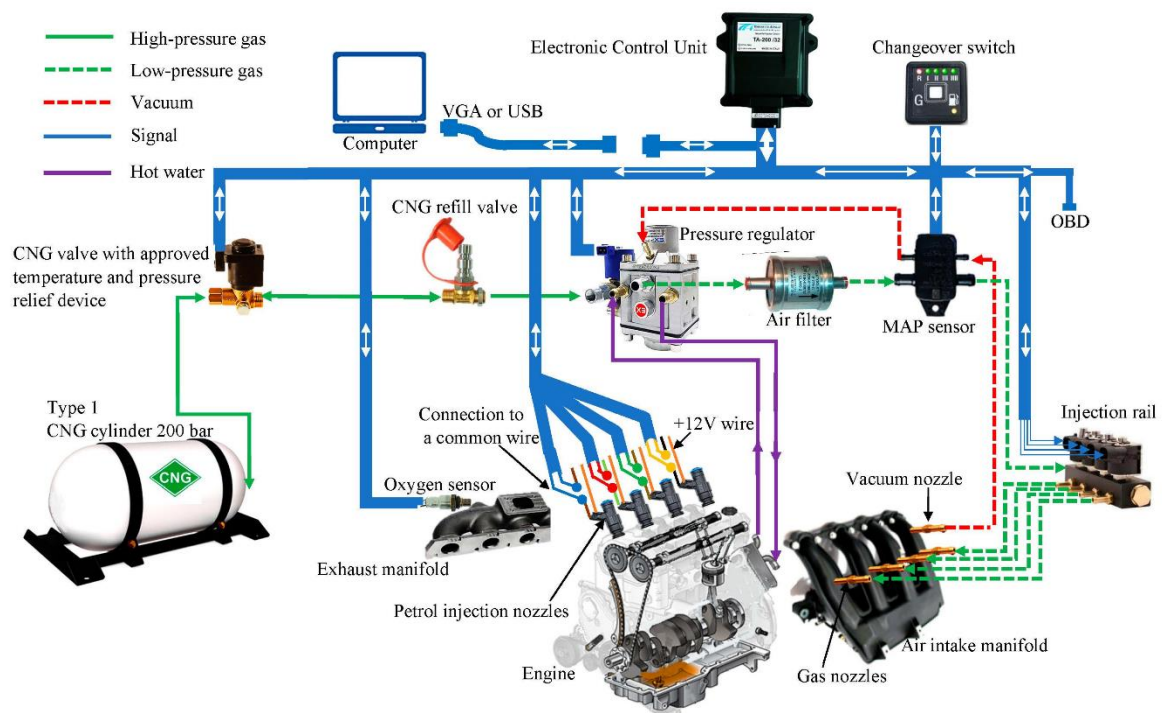


FIGURE 3. The arrangement of CNG components in petrol-fueled vehicles [14]

Through the above programs, the "gas-gasoline" fuel exchange mode in the engine supply system can be changed in relation to the specific temperature of the fuel or the number of crankshaft revolutions. We can change this process by installing a program by connecting a computer to the gas ECU (Fig. 3-4).

During the operation of vehicles equipped with 4th generation GCE, it is possible to reduce gasoline consumption by reducing the time of transition from gasoline mode to gas, and this, in turn, provides an opportunity to save fuel costs and improve the environmental safety of vehicles.

In order to effectively control the "gas-gasoline" modes of vehicles equipped with a universal fuel supply system running on CNG, the optimal program is selected for the gas mode control ECU, and the main indicators of the control of the "gas-gasoline" mode are changed. These indicators are the engine temperature and the frequency of crankshaft revolutions. The ECU uses gasoline fuel to reach the optimal temperature in the cooling system during the initial start-up of the vehicle engine in gasoline mode, and this temperature is 30° C for gas mode operation, which is determined by the computer, depending on the temperature after reaching, it automatically switches to gas mode, i.e. starts using CNG fuel. We can control this task in the "Switch-over temp" function of the program (Fig. 4).

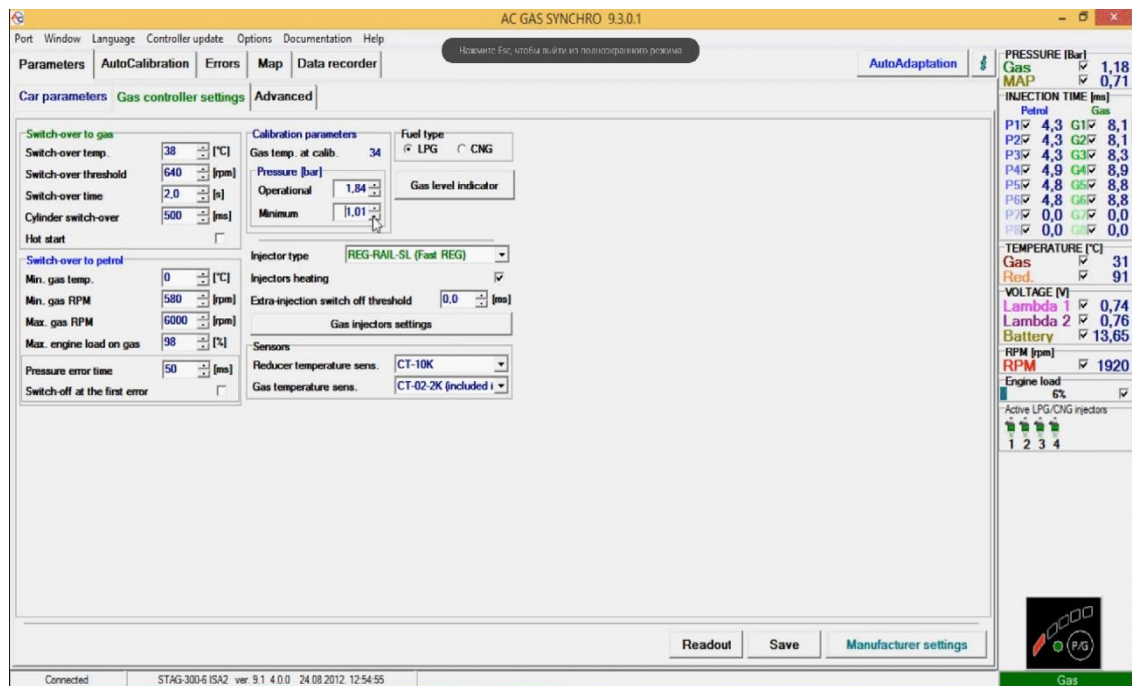


FIGURE 4. "Gas controller settings" section of the AC GAS SYNCHRO 9.3.01 program that changes the gas - gasoline mode

Based on the above, the experts of the Department of "Transport Energy Devices" of the Tashkent State Transport University will vehiclery out an analytical experiment-test practice on improving the operational indicators and environmental safety of CNG vehicles equipped with the 4th generation GCE.

A Chevrolet Cobalt vehicle with an engine working volume of 1485 cm³ produced in 2021 was selected as the experimental test object. This vehicle, produced by the factory, is intended for gasoline fuel, and it is stated by the manufacturer that it consumes 8.4-10 liters of gasoline fuel in the city to cover a distance of 100 km [10]. This vehicle was retrofitted with 4th generation GCEs in June 2022 and has AC GAS SYNCHRO 9.3.01 firmware installed. It is specified that the gas mode starts at 38°C and the frequency of crankshaft revolutions is up to 6000 min⁻¹ times per minute.

When the vehicle engine is started, it switches from gasoline to gas for 5-7 minutes, and in the engine load mode, it switches from gas to gasoline when the constant tachometer reading reaches 6000 min⁻¹. As a result, gasoline consumption increases (Figure 5).

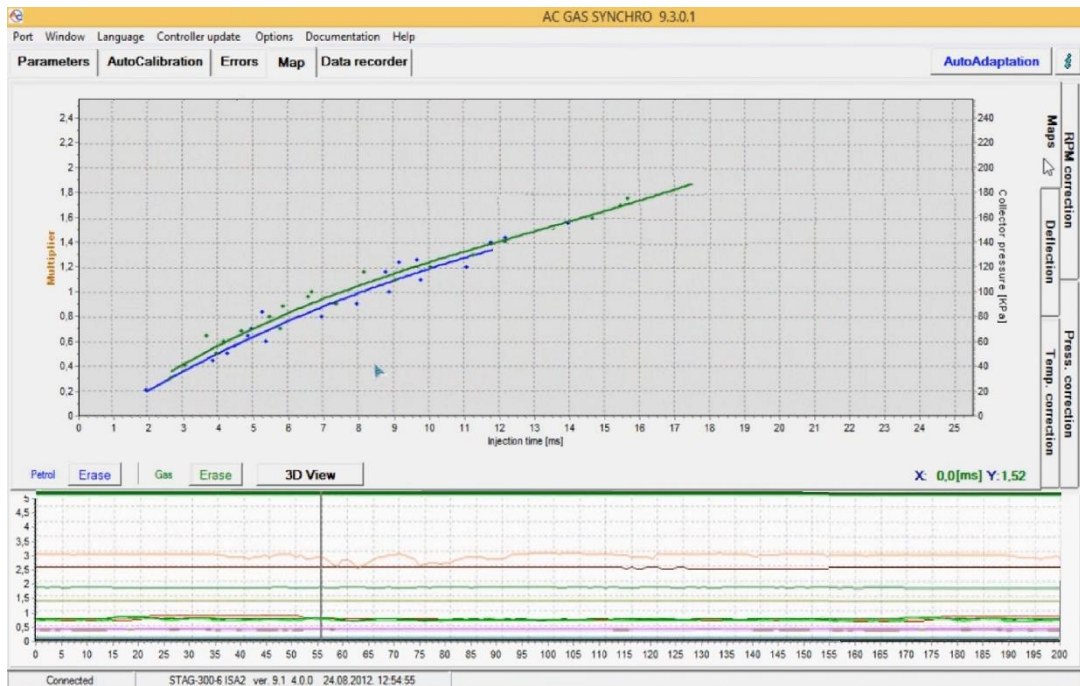


FIGURE 5. The increase in gas consumption was observed in the gas-gasoline mode change graph

The optimal selection of the gas-gasoline mode changing indicators of the above-mentioned gas ECU has a great impact on the improvement of the operational indicators of gas cylinder vehicles and the efficiency of environmental safety indicators.

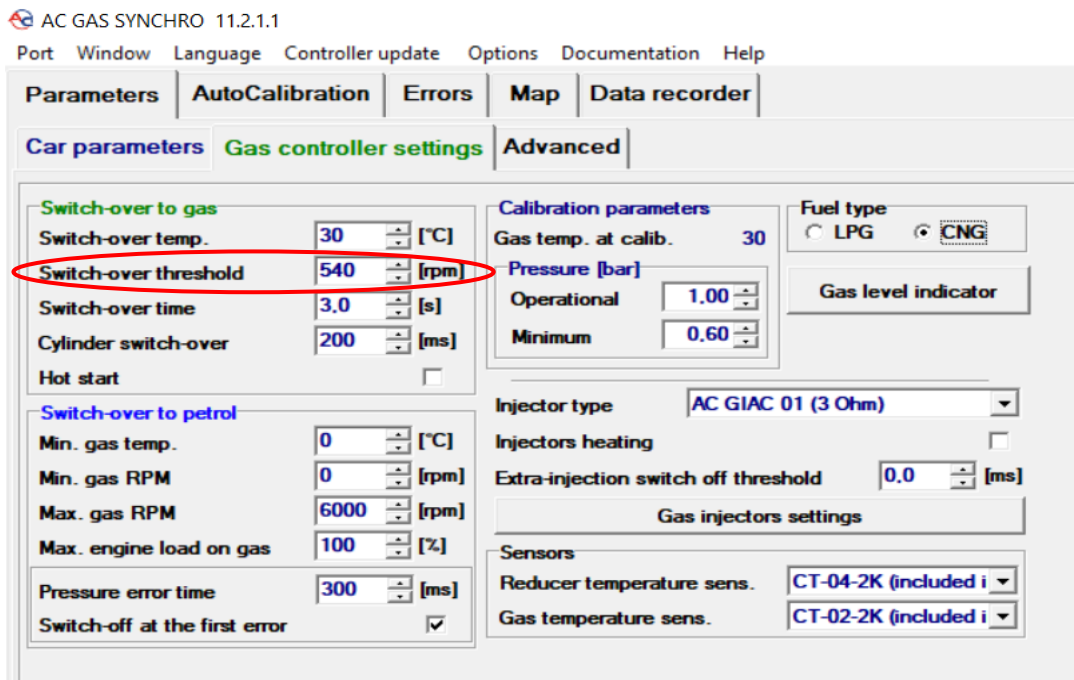


FIGURE 6. Change of "Switch-over time" section of AC GAS SYNCHRO 9.3.01

In this case, from the "Gas controller settings" section of the AC GAS SYNCHRO 9.3.01 program installed in the Chevrolet Cobalt GCE state, we change the "Switch-over time" indicator to

540 min⁻¹. This, in turn, leads to a change in the gas-gasoline mode switching cycle in the engine, i.e. the engine starts to work on gas fuel when the crankshaft reaches the set speed of 540 min⁻¹.

It is very important to choose GCE in accordance with the technical specifications of the car and to set the appropriate program settings in an optimal state in order to improve the performance indicators of gas cylinder cars and ensure their environmental safety.

CONCLUSION

In conclusion, the effective use of modern technologies used in the automobile industry and the operation of cars, which is rapidly developing today, will give high results in the further development of these areas. Making rational changes to the basic program of cars with electronically controlled universal (gas-petrol) supply system, taking into account the operating conditions, leads to improvement of their energetic and environmental indicators.

References:

1. Б.И.Базаров, С.А.Калауов, А.Х. Васидов Альтернативные моторные топлива. Монография. – Ташкент: SHAM SASA, 2014. – 189 с.
2. Б.И.Базаров, Р.Н.Ахматжанов, О.З.Одилов Использование альтернативных энергетических источников и установок на транспорте. Монографияч.-Ташкент: IQTISOD-MOLIYA, 2023. – 257 с.
3. Makarova, Irina & Shubenkova, Ksenia & Sadygova, Gulnaz. (2018). Compressed natural gas as motor fuel: possibilities, problems and solutions. 82. 43-62. 10.14669/AM.VOL82.ART4.
4. Kenedy Aliila Greyson, Gerutu Bosinge Gerutu, Shahzad Bobi, Pius Victor Chombo, "Exploring the potential of compressed natural gas as a sustainable fuel for rickshaw: A case study of Dar es Salaam". Journal of Natural Gas Science and Engineering, Volume 96, 2021, 104273, ISSN 1875-5100 (<https://doi.org/10.1016/j.jngse.2021.104273>).
5. Yeh, S. (2007). An empirical analysis on the adoption of alternative fuel vehicles: The case of natural gas vehicles. Energy policy, 35(11), 5865-5875.
6. How many vehicles are there in the world? 23 APR 2022. (<https://www.which-vehicle.com.au/news/how-many-vehicles-are-there-in-the-world>).
7. Axborot va ommaviy kommunikatsiyalar agentligi "Gaz balonlaridan noto'g'ri foydalanish oqibatlarini, sohada tadbirkorlarga yaratilgan sharoitlar, davlat nazorati va vakolatlarini". 10-Yanvar, 2022 (<https://www.facebook.com/aoka.uz/videos/451358343145087/>).
8. NGV Global-Natural Gas Vehicle Knowledge Base (<http://www.iangv.org/>).
9. O'zbekiston Toshkent shahridagi benzin narxi 2023 yil 7 fevral holatga ko'ra 1 litr uchun so'm* (<https://www.goldenpages.uz/uz/benzin-cena/>)
10. Uzautomotors AJ rasmiy sayti (<https://uzautomotors.com/>)
11. M.I. Jahirul, H.H. Masjuki, R. Saidur, M.A. Kalam, M.H. Jayed, M.A. Wazed "Comparative engine performance and emission analysis of CNG and gasoline in a retrofitted vehicle engine". Applied Thermal Engineering, Volume 30, Issues 14–15, 2010, Pages 2219-2226, <https://doi.org/10.1016/j.applthermaleng.2010.05.037>.
12. GVR Report cover Automotive Natural Gas Vehicle Market Size, Share & Trends Report Automotive Natural Gas Vehicle Market Size, Share & Trends Analysis Report By Fuel Type (CNG, LNG), By Vehicle Type (Passenger, Light-duty & Heavy-duty Buses & Trucks), By Region, And Segment Forecasts, 2021 - 2028 (<https://www.grandviewresearch.com/industry-analysis/automotive-natural-gas-vehicles-market>)
13. Zawad Abedin, Mousumi Rizia and H M Khairul Enam "COMPARATIVE EMISSION ANALYSIS OF CNG AND OCTANE IN RETROFITTED VEHICLE ENGINES" International Journal of Mechanical

Engineering and Technology (IJMET) Volume 8, Issue 3, March 2017, pp. 123–130 Article ID: IJMET_08_03_014

14. Gerutu Bosinge Gerutu, Kenedy Aliila Greyson and Pius Victor Chombo "Compressed Natural Gas as an Alternative Vehicular Fuel in Tanzania: Implementation, Barriers, and Prospects" *Methane* 2023, 2(1), 66-85; <https://doi.org/10.3390/methane2010006>